




































## Maintenance Schedule under Normal Driving Conditions

### NOTE:

- The intervals should be determined based on odometer readings or months, whichever comes first.
- The following table shows the service schedule up to 90,000 km (54,000 miles). Beyond 90,000 km (54,000 miles), perform the same maintenance services at the same intervals shown in the table.
- This table shows the typical maintenance schedule.  
The actual maintenance schedule, however, varies depending on vehicle specifications, so the typical maintenance schedule may not be applicable to some models.  
Therefore, for the maintenance schedule that is specifically applicable to the vehicle being serviced, follow the relevant instructions in the "Periodic Maintenance Schedule" under "INSPECTION AND MAINTENANCE" section of the Owner's Manual.

| Interval   |  | Km (x 1,000)       | 15   | 30 | 45 | 60 | 75 | 90 |
|--|--|--------------------|--|----|----|----|----|----|
|  |  | Miles (x 1,000)    | 9  | 18 | 27 | 36 | 45 | 54 |
|  |  | Months             | 12   | 24 | 36 | 48 | 60 | 72 |
| Engine   |  |                    |  |    |    |    |    |    |
| Engine accessory drive belt (I:  , R:  ) |  |                    | —  | —  | I  | —  | —  | R  |
| Valve clearance (I:  )  |  |                    | —  | I  | —  | I  | —  | I  |
| Engine oil and oil filter (R:  )  |  |                    | R  | R  | R  | R  | R  | R  |
| Engine coolant (R:  )   | SUZUKI long life coolant (Standard) (Coolant color: Green) |                    | —  | —  | R  | —  | —  | R  |
|  | SUZUKI super long life coolant (Coolant color: Blue) #1    |                    | First time only: Replace at 150,000 km (90,000 miles) or 96 months.<br>Second time and after: Replace every 75,000 km (45,000 miles) or 48 months. |    |    |    |    |    |
| Exhaust system (I:  )   |  |                    | —  | I  | —  | I  | —  | I  |
| Ignition system  |  |                    |  |    |    |    |    |    |
| Spark plugs (R:  )  | When unleaded fuel is used                                 | Iridium spark plug | Replace every 105,000 km (63,000 miles) or 84 months.  |    |    |    |    |    |
|  |  | Nickel spark plug  | —  | —  | R  | —  | —  | R  |
|  | When leaded fuel is used                                   |                    | Refer to <a href="#">Maintenance Recommended under Severe Driving Conditions</a> .   |    |    |    |    |    |
| Fuel system  |  |                    |  |    |    |    |    |    |
| Air cleaner filter (R:  ), I:  )     | Paved-road   |                    | I  | I  | R  | I  | I  | R  |
|  | Dusty conditions   |                    | Refer to <a href="#">Maintenance Recommended under Severe Driving Conditions</a> .   |    |    |    |    |    |
| Fuel lines and connections (I:  )   |  |                    | —  | I  | —  | I  | —  | I  |

|  |  |  |   |   |   |   |   |
|--|--|--|---|---|---|---|---|
| Fuel tank (I:  )  |  | —  | — | I | — | — | I |
| <b>Emission control system</b>   |  |  |   |   |   |   |   |
| PCV valve (I:  )  |  | —  | — | — | — | — | I |
| Fuel evaporative emission control system (I:  )   |  | —  | — | — | — | — | I |
| <b>Brake</b>   |  |  |   |   |   |   |   |
| Brake discs and pads (thickness, wear, damage) (I:  )   |  | I  | I | I | I | I | I |
| Brake hoses and pipes (leakage, damage, clamp) (I:  )   |  | —  | I | — | I | — | I |
| Brake fluid (R:  )  |  | —  | R | — | R | — | R |
| Brake lever and cable (damage, stroke, operation) (I:  )  |  | Inspect at first 15,000 km (9,000 miles only).         |   |   |   |   |   |
| <b>Chassis and body</b>  |  |  |   |   |   |   |   |
| Clutch (Pedal and fluid level) (I:  /  )   |  | —  | I | — | I | — | I |
| Tires (wear, damage, rotation) / wheels (damage) (I:  /  )   |  | I  | I | I | I | I | I |
| Suspension system (tightness, damage, rattle, breakage) (I:  )  |  | —  | I | — | I | — | I |
| Steering system (tightness, damage, breakage, rattle) (I:  )  |  | —  | I | — | I | — | I |
| Drive shaft (axle) boots / Propeller shafts (4WD model) (I:  /  )                                      |  | —  | — | I | — | — | I |
| Manual transaxle oil (leakage, level) (I:  1st 15,000 km (9,000 miles) only) (R:  )                    | Genuine “SUZUKI GEAR OIL 75W-80”   | I  | — | I | — | — | I |
|  |  | Replace every 150,000 km (90,000 miles) or 120 months. |   |   |   |   |   |
|  | Other than “SUZUKI GEAR OIL 75W-80”  | I  | — | R | — | — | I |
| CVT  | Fluid level (I:  ) | —  | I | — | I | — | I |
|  | Fluid hose (I:  ) | —  | — | — | I | — | — |
| Transfer oil (4WD model) (leakage, level) (I:  )  |  | I  | — | I | — | I | — |
| Rear differential oil (4WD model) (leakage, level) (I:  ), R: (  1st 15,000 km (9,000 miles) only) |  | R or I   | — | I | — | I | — |
| All latches, hinges and locks (I:  )  |  | —  | I | — | I | — | I |
| HVAC air filter (if equipped) (I:  ) (R:  )  |  | —  | I | R | — | I | R |

#### NOTE:

- "R": Replace or change
- "I": Inspect, clean, adjust, lubricate or replace if necessary
- #1: If SUZUKI super long life coolant (coolant color: Blue) is replaced with the other coolant, follow schedule for SUZUKI long life coolant (coolant color: Green).
- For specified spark plug, refer to [Spark Plug Inspection](#) .

- **Periodic replacement of fuel filter is not necessary if it is not instructed in “Periodic Maintenance Schedule” section of the Owner’s manual. The scheduled maintenance varies depending on the vehicle specification.**