

INSPECTION AND MAINTENANCE

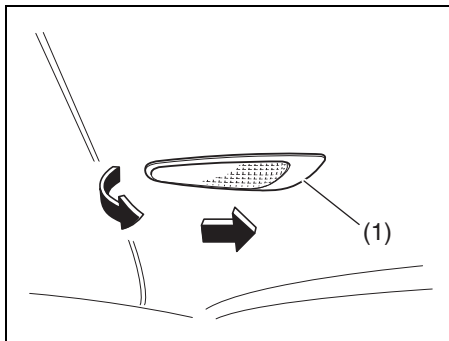
- 5) Pull on the cable (4) toward the rear of the vehicle to remove the bulb socket (5) from the parking light body.

NOTE:

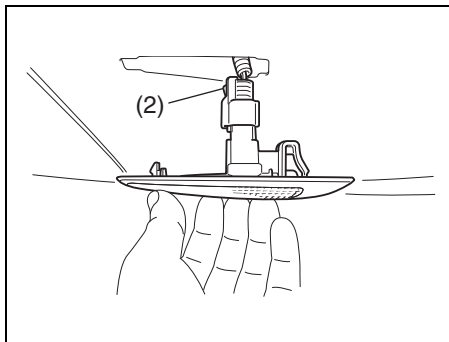
You can remove the parking light's bulb socket only by pulling on the cable, but this method must never be used to remove the bulb sockets of any other lights.

- 6) Replace the bulb, then follow the above steps in reverse to restore the original state.

Side turn signal lights



- 1) Pull out the rear end of the side turn signal light (1) while pushing it toward the front of the vehicle as shown in the illustration.

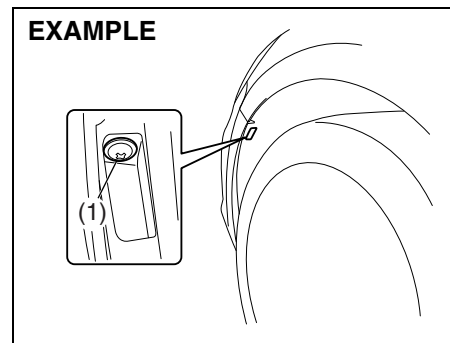


- 2) Disconnect the coupler while pushing the lock release (2) on it.
- 3) Replace the side turn signal light (1), then follow the above steps in reverse to restore the original state.

Front fog light (if equipped)

- 1) Start the engine. To facilitate bulb replacement, turn the steering wheel away from the front fog light whose bulb is to be replaced, then turn off the engine.

EXAMPLE



- 2) Remove the screw (1).